


This connector is for hot-plug use at 60 amps. It contains recessed contacts and a ribbed nose housing, thus providing finger proofing in environments where human contact is a consideration. Available in different colors, this genderless connector is mechanically keyed to ensure connectors will only mate with connectors of the same color.

With the silver-plated copper contacts, there is a maximum connect/disconnect life of 10,000 cycles, with 150 volts continuous AC/DC operation. Accessories, such as integral cable clamp and handle, provide strain relief and ease of use.

## FEATURES

- **Meets UL 1950 finger probe test**  
*Each half offers finger proofing and can be connected to two energized sources up to 150 volts AC*
- **Auxiliary contacts**  
*Provides additional poles up to 30 amps for auxiliary power, control or sensing*
- **Handle**  
*Eases connector use and relieves unnecessary strain on cables when disconnecting*



## PRODUCT SPECIFICATIONS

Connector Model	SBE®80	Connector Model	SBE®80
Current rating (main contacts)	80	Dielectric withstanding voltage (AC)	1,300
Largest wire size (AWG)	#6 (60 amps)	Maximum wire insulation diameter (inches)	0.44
(mm <sup>2</sup> )	16 (80 amps)	(mm)	11.2
Maximum operating voltage AC/DC	150	Contact retention force (lbf)	50
Contact material	Silver plated copper	Life:	
Operating temperature range °C	-20° to 105°	a. No load (mating cycles)	10,000
°F	-4° to 221°	b. Under load (hot plug 250 mating cycles @ 120V)	60A
Flammability rating of housing material	UL94 V-0		
Average contact resistance* (microhoms)	200		



\*UL rated for 65 °C largest wire or cable size

## ORDERING INFORMATION

### Housing Only

Part Number	Housing Color
SBE80RED	Red
SBE80YEL	Yellow
SBE80ORN	Orange
SBE80WHT	White

### Contacts

Part Number	Description	Wire	
		AWG	sq. mm
1339G1	Contact set (2)-LD	#6	16
1339G4	Contact set (2)-LD	#4	25

### Bushings

Part Number	Description	Wire	
		AWG	sq. mm
5912	Use with 1339G1	#6 to #8	16 to 8.4
5910	Use with 1339G1	#6 to #10/12	16 to 5.3/3.3

### Cable Clamp & Hardware

Part Number	Housing Color
SBE80CLPRED	Red

### Handle/Hardware & Accessories

Part Number	Description
SBE80HDLRED	Red housing
6344	Auxiliary contact kit

### Housing, Contacts, Handle, Clamp & Hardware

Part Number	Housing Color
SBE80RED16MMHDL	Red

### Tooling

Part Number	Description
1309G4	Hand tool
1387G1	Pneumatic tool
1388G6	- die for #6 AWG/16 mm
1389G9	- locator for #6 AWG/16 mm

LD - low detent

Note: For additional colors please contact customer service

HEADQUARTERS: Anderson Power Products®, 13 Pratts Junction Road, Sterling, MA 01564-2305 USA T:978-422-3600 F:978-422-3700

EUROPE: Anderson Power Products® Ltd., Unit 3, Europa Court, Europa Boulevard, Westbrook, Warrington, Cheshire, WA5 7TN United Kingdom T: +44 (0) 1925 428390 F: +44 (0) 1925 428399

ASIA / PACIFIC: IDEAL Anderson Asia Pacific Ltd., Unit 922-928 Topsail Plaza, 11 On Sum Street, Shatin N.T., Hong Kong T: +(852) 2636 0836 F: +(852) 2635 9036

CHINA: IDEAL Anderson Technologies (Shenzhen) Ltd., Block A8 Tantou Western Industrial Park, Songgang Baoan District, Shenzhen, P.R. China 518105 T: +(86) 755 2768 2118 F: +(86) 755 2768 2218

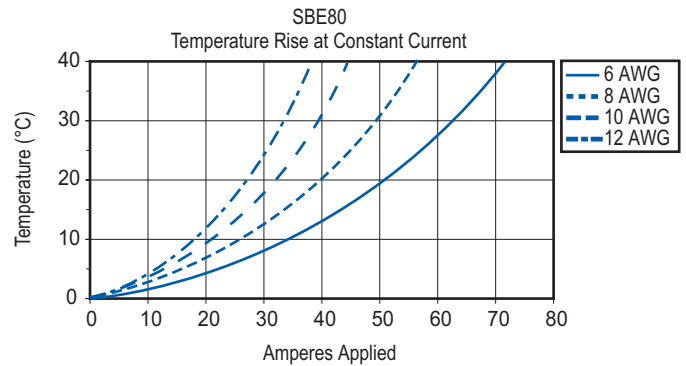
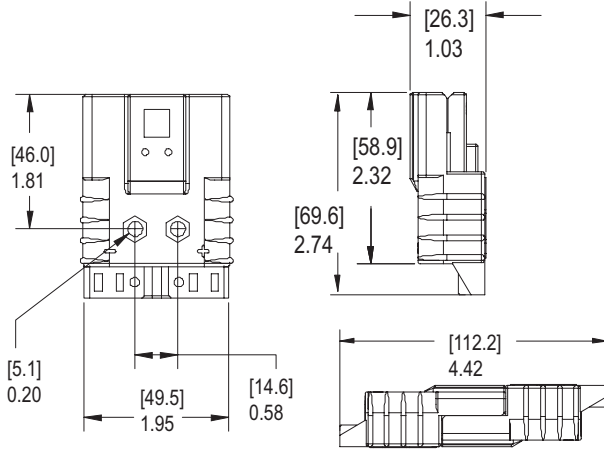
TAIWAN: IDEAL Anderson Asia Pacific Ltd., Taiwan Branch, 4F.-2, No.116, Dadun 20th St., Situn District, Taichung City 407, Taiwan (R.O.C.) T: +(886) 4 2310 6451 F: +(886) 4 2310 6460

[www.andersonpower.com](http://www.andersonpower.com)

## DIMENSIONS

## TEMPERATURE RISE CHART

### Housing



### Contacts

